



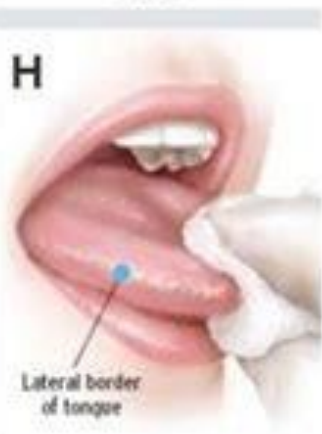
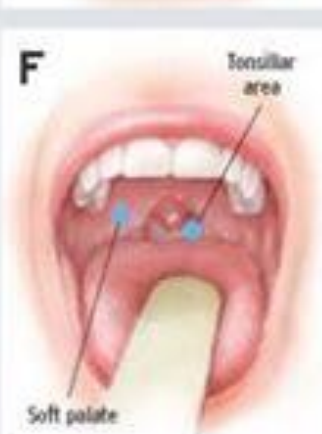
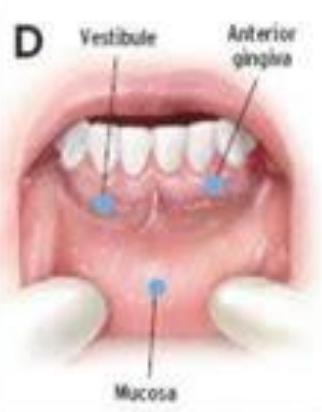
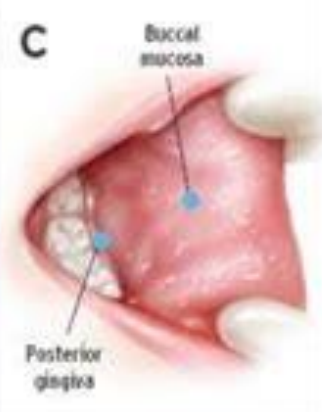
SENIOR SMILES



THE UNIVERSITY OF  
NEWCASTLE  
AUSTRALIA

# Oral Cancer

# The 8-Step Oral Cancer Screening



# Oral Cancer Check Points:

- Extra oral - face and neck, lips
- Intra oral - floor of mouth  
tongue  
sulcus  
palate – hard & soft  
oropharynx - throat

AND all other tissues, hard and soft, of the orofacial complex

# Names of Tumours

- World-wide standardised naming of tumours based on cell type of origin

Examples:

Epithelium

Squamous cells: benign-papilloma

malignant – Squamous cell

**carcinoma**

Connective tissue

Fat: benign-lipoma. malignant: lipos**sarcoma**

# Signs & symptoms of possible orofacial cancers

- EXTRAORAL

- Ulcer on the face  
Basal cell carcinoma



- Sore on the lip  
Squamous cell carcinoma



# Oral Cancer



# Oral Cancer



**If in doubt  
Refer to the  
dentist!!**

# Angular Cheilitis – NOT Cancer

**Similar appearance to  
Oral Cancer**  
Weakened immune system  
Bacteria/fungal

Drooling  
Deep creases  
Touching  
Frequently  
moving

**Treatment**  
Antifungal  
Clotrimazole





# Candidiasis (thrush) – NOT cancer

## **Causes of Candidiasis:**

### **Cancer**

- Uncontrolled diabetes
- HIV infection
- Xerostomia
- Hormonal changes



**Treatment**  
Antifungal  
medications

## Other symptoms which might NOT be the patient's main complaint

- Difficulty in chewing and swallowing
- Unexplained pain
- Something caught in the throat
- Altered sensation – motor or sensory
- If the lesion does not resolve within 2 weeks needs to be reviewed by GP

®

# Throat Scope

## ThroatScope

- A traumatic experience with her baby at the doctor's office inspired Jennifer Holland to have the idea for Throat scope. After being ordered to hold down her baby while the doctor wrestled with a flashlight and a tongue depressor to see into the child's mouth, Jen knew something had to be done.
- Throat Scope has since become an essential tool in the medical, dental, and speech-language pathology fields. Throat Scope can also be used at home. The tool is used as an illuminating tongue depressor, retraction tool, speech pathology exercise tool and a head and neck cancer early detection screening tool.
- Holland Healthcare, Inc., the creator of Throat Scope, creates inspired diagnostic solutions to address answers to needs. This year, Holland Healthcare will be launching a line of new products including TelScope and Wound Scope.



# Throat Scope®



# References

- Jill. S. Gehrig, Daniel. E. Shin, Donald. E. Willmann , 5<sup>th</sup> Edition, (2018) Foundations of Periodontics for the dental hygienist: Jones & Bartlett. NY.
- Olga Ibsen, Joan Phelan. 7<sup>th</sup> Edition, (2017). Oral Pathology for the Dental Hygienist: Elsevier N.Y
- Chris. Van Tulleken, Xand. Van Tulleken, Andrew Cohen. Secrets of the Human Body. (2014) Harper Collins UK.
- <https://www.instagram.com/p/BEGhgqtAaA5/>
- <https://www.adansw.com.au/News/Public/Early-Diagnosis>
- <https://www.adansw.com.au/About/ADA-NSW-Fact-Sheet-How-Often-You-Should-See-a-Dent.aspx>
- <https://hollandhealthcareinc.com/check-your-mouth-oral-cancer-foundations-early-self-discovery-campaign/>
- <https://throatscope.com/about-us/>
- <https://www.dentistrytoday.com/news/todays-dental-news/item/4731-saving-a-life-from-oral-cancer-only-takes-five-minutes>
- <https://www.ada.org.au/News-Media/News-and-Release/Latest-News/Free-oral-health-screening-clinics-during-Dental-H>